

Rodeo


PRIMER LESSON BOOK, page 48

by Nancy and Randall Faber

FABER
PIANO ADVENTURES
ENSEMBLE

How to Start the Piece

Almost every piece has a *two-measure* introduction played by PART 2 in the low range of the piano. Occasionally, the ensemble does a group count-off. The introduction provides a satisfying musical opening for the piece. It also helps students establish good counting and listening skills.



Choose Your Ensemble!

OPTION 1

Rodeo **DUET**

- Part 1—Piano Mid Range
- Part 2—Piano Low Range

OPTION 2

Rodeo **TRIO**

- Part 1—Piano Mid Range
- Part 2—Piano Low Range
- Part 3—Piano High Range

OR Part 4—Triangle

OPTION 3

Rodeo **FULL ENSEMBLE**

- Part 1—Piano Mid Range
- Part 2—Piano Low Range
- Part 3—Piano High Range
- Part 4—Triangle

Performance Bonus!

Rodeo Story


For Recital, Class, and Summer Camps
by Crystal Bowman

Students may tell the story/poem to the audience before performing the piece. The story is divided into parts offering each student a speaking part.

Rodeo

PART 1

Piano Mid Range



FABER
PIANO ADVENTURES
ENSEMBLE

- PIANO 2 plays the Intro.
- Follow the notes and feel the beat. Then begin to play!

INTRO: PIANO 2 plays two octaves LOWER than written.

mf (C B A - 2, A B C - 2.)

1

- Begin PART 1: Play in the MIDDLE of the piano.
(This is the original music from the Lesson Book.)

Cheerfully

mf (prepare R.H.)

Ro - de - o, ro - de - o, It's a buck - ing bron - co show.


Grab your cow - boy hat, we're off to see the ro - de - o!

5 1 3 2 3 2 1

Rodeo

PART 3

Piano High Range



FABER
PIANO ADVENTURES
ENSEMBLE

- PIANO 2 plays the Intro.
- Listen and follow the notes. Then begin to play! (Words are included as a rhythm guide.)

INTRO: PIANO 2 plays two octaves LOWER than written.

mf (C B A - 2, A B C - 2.)

1

- PIANO 3: Play 2 octaves HIGHER than written.

Cheerfully

mf (C B A - 2, A B C - 2, E E D D C C C - 2.)

3 2 1

5 1


5 4 5 1

G F E - 2, F E D - 2, G G G G C 2 - 3 - 4.)

Rodeo

PART 4

Triangle



FABER
PIANO ADVENTURES
ENSEMBLE

- PIANO 2 plays the Intro.
- Listen and follow the notes. Then strike the **triangle** on the *circled* notes! (Words are included as a rhythm guide.)

INTRO: PIANO 2 plays two octaves LOWER than written.

mf (C B A - 2, A B C - 2.)

1

- Begin TRIANGLE playing the *circled* notes.

Cheerfully

mf (Ro - de - o, ro - de - o, It's a buck - ing bron - co show.)

5

Grab your cow - boy hat, we're off to see the ro - de - o!

Ensemble Story

Rodeo

by Crystal Bowman

FABER
PIANO ADVENTURES
ENSEMBLE

PART 1

We're off to see the rodeo.
Grab your hat—come on let's go!

PART 2

Hey, wait for me I want to go.
I need MY hat for the rodeo.

PART 3

It's not upstairs, or on my bed.
It's not in the closet or in the shed.

PART 4

I wore my hat just yesterday.
My hat could just not walk away!

PART 1

I searched my backpack and each chair.
I even looked in the Frigidaire!

PART 2

Don't leave yet —hey, wait for me!
I have a hunch where it might be.

PART 3

My soft and furry kitty cat
is curled up in my cowboy hat . . .

PART 4

We're off to see the rodeo.
FOUND MY HAT! Come on, let's go!

Note: For a performance with only two or three players, assign multiple speaking parts.