

Middle C March


PRIMER LESSON BOOK, page 36

by Nancy and Randall Faber

FABER
PIANO ADVENTURES
ENSEMBLE

How to Start the Piece

Almost every piece has a *two-measure* introduction played by PART 2 in the low range of the piano. Occasionally, the ensemble does a group count-off. The introduction provides a satisfying musical opening for the piece. It also helps students establish good counting and listening skills.



Choose Your Ensemble!

OPTION 1

Middle C March **DUET**

- Part 1—Piano Mid Range
- Part 2—Piano Low Range

OPTION 2

Middle C March **TRIO**

- Part 1—Piano Mid Range
- Part 2—Piano Low Range
- Part 3—Piano High Range

OR Part 4—Triangle or Drum

OPTION 3

Middle C March **FULL ENSEMBLE**

- Part 1—Piano Mid Range
- Part 2—Piano Low Range
- Part 3—Piano High Range
- Part 4—Triangle or Drum

Performance Bonus!

Middle C March Story


For Recital, Class, and Summer Camps
by Crystal Bowman

Students may tell the story/poem to the audience before performing the piece. The story is divided into parts offering each student a speaking part.

Middle C March

PART 1

Piano Mid Range



FABER
PIANO ADVENTURES
ENSEMBLE

- PIANO 2 plays the Intro.
- Follow the notes and feel the beat. Then begin to play!

INTRO: PIANO 2 plays LOW on the keyboard.

(Walk, walk, walk, walk, walk, walk, ready play!)

L.H. *mf*

C	B	A	G		C	B	A	G
1	2	3	4		1	2	3	4

- Begin PART 1 in the MIDDLE of the piano.
(This is the original music from the Lesson Book.)

Watch for finger changes.


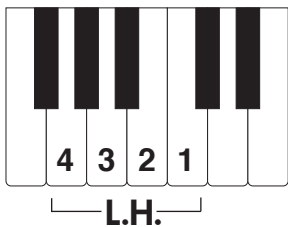
1	②	③	

5			
1	②	③	

Middle C March

PART 2

Play LOW on the keyboard.



FABER
PIANO ADVENTURES
ENSEMBLE

- PIANO 2, YOU set the beat by playing the Intro.
- Then continue with your part below.

INTRO: PIANO 2 plays LOW on the keyboard.

(Walk, walk, walk, walk, walk, walk, ready play!)

L.H. *mf*


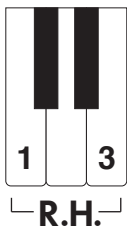
- CONTINUE PART 2!

L.H.

Middle C March

PART 3

Play HIGH on the keyboard.



FABER
PIANO ADVENTURES
ENSEMBLE

- PIANO 2 plays the Intro.
- Listen and follow the notes. Then begin to play! (Words are included as a rhythm guide.)

INTRO: PIANO 2 plays LOW on the keyboard.

(Walk, walk, walk, walk, walk, walk, ready play!)

L.H. *mf*

- Begin PART 3 HIGH on the keyboard.

R.H.

(C E C - 2, C E C - 2, 1 - 2, 1 - 2, 1 - 2 - 3 - 4,

p *mf* *f*

R.H.

5


C E C - 2, C E C - 2, 1 - 2, 1 - 2, 1 - 2 - 3 - 4.)

p *mf* *f*

Middle C March

PART 4

Triangle or Drum



FABER
PIANO ADVENTURES
ENSEMBLE

- PIANO 2 plays the Intro.
- Listen and follow the notes. Then strike the **triangle** or **drum** on the **circled** notes! (Counting is included as a rhythm guide.)

INTRO: PIANO 2 plays LOW on the keyboard.

(Walk, walk, walk, walk, walk, walk, ready play!)

L.H. *mf*

- Begin TRIANGLE or DRUM playing the *circled* notes.

(1 1 1 - 2, | 1 1 1 - 2, | 1 - 2, 1 - 2, | 1 - 2 - 3 - 4. |

p *mf* *f*

5

(1 1 1 - 2, | 1 1 1 - 2, | 1 - 2, 1 - 2, | 1 - 2 - 3 - 4.)

p *mf* *f*

Ensemble Story

Middle C March

by Crystal Bowman

FABER
PIANO ADVENTURES
ENSEMBLE

PART 1

(Middle C **quarter note** steps out to meet Middle C **half note**)

“I’m a quarter note, how do you do?”

I’ve got *one* beat and you have *two*.”

PART 2

(Middle C **half note** steps out to meet Middle C **whole note**)

“I’m a half note, how do you do?”

You have *four* beats and I have *two*.”

PART 3

(Middle C **whole note** steps out and speaks to **quarter note** and **half note**)

“You’re short, you’re medium, and I am l-o-n-g.

Let’s march together for a Middle C song.”

PART 4

(Narrator)

So the notes got in line and they set a steady beat

For a one-note tune that is short and sweet.

ALL TOGETHER

THE END!

OPTIONAL PROPS: PART 1: Middle C **quarter note** on letter size paper
PART 2: Middle C **half note** on letter size paper
PART 3: Middle C **whole note** on letter size paper

