

Merrily We Roll Along

PRIMER LESSON BOOK, page 26

by Nancy and Randall Faber

FABER
PIANO ADVENTURES
ENSEMBLE

How to Start the Piece

Almost every piece has a *two-measure* introduction played by PART 2 in the low range of the piano. Occasionally, the ensemble does a group count-off. The introduction provides a satisfying musical opening for the piece. It also helps students establish good counting and listening skills.



Choose Your Ensemble!

OPTION 1

Merrily We Roll Along **DUET**

- Part 1—Piano Mid Range
- Part 2—Piano Low Range

OPTION 2

Merrily We Roll Along **TRIO**

- Part 1—Piano Mid Range
- Part 2—Piano Low Range
- Part 3—Piano High Range

OR Part 4—Triangle

OPTION 3

Merrily We Roll Along **FULL ENSEMBLE**

- Part 1—Piano Mid Range
- Part 2—Piano Low Range
- Part 3—Piano High Range
- Part 4—Triangle

Performance Bonus!

Merrily We Roll Along Story

For Recital, Class, and Summer Camps
by Crystal Bowman

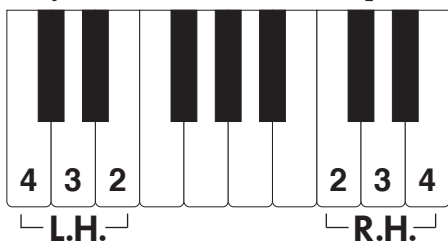
Students may tell the story/poem to the audience before performing the piece. The story is divided into parts offering each student a speaking part.

Merrily We Roll Along

PART 1

FABER
PIANO ADVENTURES
ENSEMBLE

Play in the MIDDLE of the piano.



- PIANO 2 plays the Intro.
- Follow the notes and feel the beat. Then begin to play!

INTRO: PIANO 2

R.H. f $\overset{3}{\text{C}}$ C C (Mer - ri - ly roll a - long.)

L.H. G G G $\underset{3}{\text{G}}$

- Begin PART 1 in the MIDDLE of the piano.
(This is the original music from the Lesson Book.)

R.H. f $\overset{4}{\text{E}}$ $\overset{3}{\text{D}}$ $\overset{2}{\text{C}}$ $\overset{3}{\text{D}}$ $\overset{4}{\text{E}}$ E E $\overset{3}{\text{D}}$ D D $\overset{4}{\text{E}}$ E E

Mer - ri - ly we roll a - long, roll a - long, roll a - long.

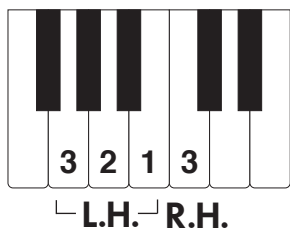
R.H. p $\overset{4}{\text{E}}$ $\overset{3}{\text{D}}$ $\overset{2}{\text{C}}$ $\overset{3}{\text{D}}$ $\overset{4}{\text{E}}$ E E $\overset{3}{\text{D}}$ D E D $\overset{2}{\text{C}}$ C

Mer - ri - ly we roll a - long, o'er the deep blue sea! (2 - 3 - 4)

Merrily We Roll Along

PART 2

Play LOW on the keyboard.



- PIANO 2, YOU set the beat by playing the Intro.
- Then continue with your part below. (Words are included as a rhythm guide.)

INTRO: PIANO 2 plays LOW on the keyboard.

R.H. *f* $\overset{3}{\text{C}}$ C C
(Mer - ri - ly roll a - long.)

L.H. G G G
 $\underset{3}{\text{}}$

- CONTINUE PART 2!

R.H. *f* $\overset{3}{\text{C}}$ C C roll a - long, roll a - long, roll a - long.

L.H. G G G
 $\underset{3}{\text{}}$

R.H. *p* $\overset{3}{\text{C}}$ C C Half - note, half - note, roll a - long, o'er the deep blue $\overset{3}{\text{C}}$ C - 2 - 3 - 4.)

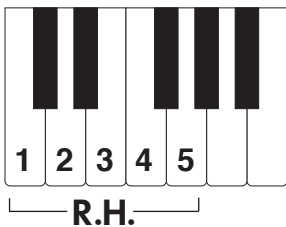
L.H. G G A B
f $\underset{3}{\text{}}$ $\underset{2}{\text{}}$ $\underset{1}{\text{}}$

Merrily We Roll Along

PART 3

FABER
PIANO ADVENTURES
ENSEMBLE

Play HIGH on the keyboard.



- PIANO 2 plays the Intro.
- Listen and follow the notes. Then begin to play! (Words are included as a rhythm guide.)

INTRO: PIANO 2

R.H. *f* $\overset{3}{\text{C}}$ C C (Mer - ri - ly roll a - long.)

L.H. $\overset{3}{\text{G}}$ G G

- Begin PART 3 HIGH on the keyboard.

R.H. *f* $\overset{1}{\text{C}}$ $\overset{3}{\text{E}}$ $\overset{1}{\text{C}}$ C C $\overset{2}{\text{D}}$ D D $\overset{3}{\text{E}}$ $\overset{1}{\text{C}}$ E C E C

(Half - note, half - note, roll a - long, roll a - long, roll a - long.)

R.H. *p* $\overset{1}{\text{C}}$ $\overset{3}{\text{E}}$ $\overset{1}{\text{C}}$ C C $\overset{2}{\text{D}}$ $\overset{1}{\text{C}}$

Half - note, half - note, roll a - long, D - 2 - 3 - 4, C - 2 - 3 - 4.)

Merrily We Roll Along

FABER
PIANO ADVENTURES
ENSEMBLE

PART 4

Triangle



- PIANO 2 plays the Intro.
- Listen and follow the notes. Then strike the **triangle** on the *circled* notes! (Words are included as a rhythm guide.)

INTRO: PIANO 2

R.H. $\overset{3}{\text{C}}$ C C
f (Mer - ri - ly roll a - long.)

L.H. G G G
 3

- Begin TRIANGLE playing the *circled* notes.

f E D C D E E E D D D E E E
 (Mer - ri - ly we roll a - long, roll a - long, roll a - long.)

p E D C D E E E *f* D D E D C
 Mer - ri - ly we roll a - long, o'er the deep blue sea! 2 - 3 - 4)

Ensemble Story

Merrily We Roll Along

by Crystal Bowman

FABER
PIANO ADVENTURES
ENSEMBLE

PART 1

Merrily we roll along, roll along, roll along,
Merrily we roll along, o'er the deep blue sea.

PART 2

The wind is getting very strong, very strong, very strong!
No longer can we roll along, o'er the choppy sea.

PART 3

Up and down we rock and roll, rock and roll, rock and roll,
Up and down we rock and roll, o'er the rugged sea.

PART 4

And now the rain begins to pour, begins to pour, begins to pour!
We hope to finally reach the shore, o'er the wavy sea.

PART 1

Cold and wet we push and pull, push and pull, push and pull.
Cold and wet we push and pull, o'er the stormy sea.

PART 2

We're home at last—all safe and dry, safe and dry, safe and dry,
We're glad we gave our boat a try, o'er the rugged sea.

PART 3

Tomorrow we will row again, row again, row again.
Tomorrow we will row again, o'er the deep blue sea.

PART 4

Merrily let's play a song, play a song, play a song,
Merrily let's play a song...

ALL TOGETHER

ON THE PIANO KEYS!

Note: For a performance with only two or three players, assign multiple speaking parts.